


Vibe QM3 – Grain Analyzer

The Vibe QM3 Grain Analyzer measures, counts and classifies kernel size, shape and color. Analysis results are absolute, accurate and reproducible. One of the key features of the Vibe QM3 is the speed and accuracy of results. 30g samples of rice kernels can be analyzed and reported upon in less than 30 seconds using a simple 3 step process.

The Vibe QM3 provides rice researchers, traders and processing companies an ‘expert’ inspection and analysis instrument that overcomes the limitations of subjectivity and speed that are evident in manual inspection methods.

Furthermore, the superior resolution of the optical system in the QM3 provides higher levels of accuracy and reproducibility of results when compared with other instruments available in the market today.

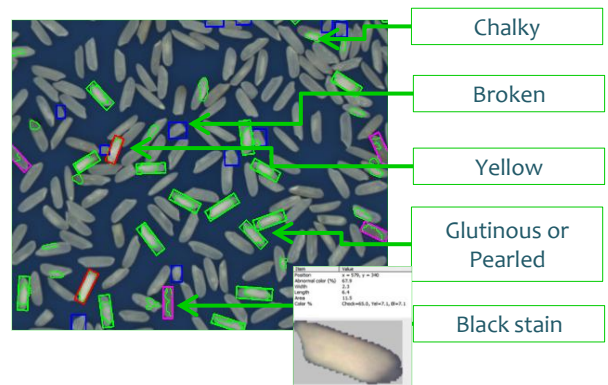


Key Benefits

- ✓ Reduces inspection time by factor of 10
- ✓ Simple 3 step process
 1. Load sample
 2. ‘Click’ start
 3. Get results
- ✓ Results stored in a database for traceability and further analysis
- ✓ Integration with 3rd party instruments for higher level data analysis
 - ❖ Weight scale
 - ❖ Moisture level monitor
 - ❖ Barcode reader
 - ❖ Information systems
- ✓ No minimum sample size
- ✓ No requirement for sample preparation with complicated trays

Key Features & Capabilities

- ✓ Wheat, Barley, Oat, Rice and other grains
- ✓ 1,000 weight and kernel count
- ✓ Size analysis
 - ❖ Length
 - ❖ Width
 - ❖ Area
 - ❖ Length/Width ratio
 - ❖ Other Type
- ✓ Group distribution sizing information
- ✓ Color characterization:
 - ❖ Color homogeneity test
 - ❖ Abnormal color detection
 - ❖ Black stains/ Dark tips detection
 - ❖ Color damages and distribution



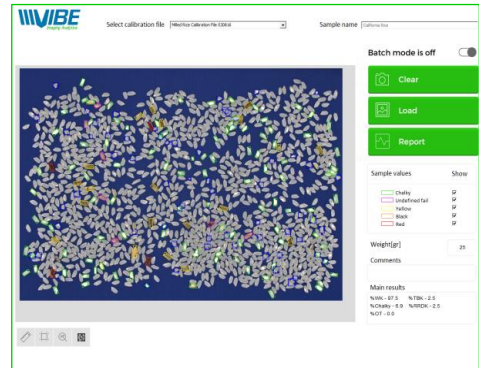
Technical Specification

- ✓ High resolution, 10 Mega Pixel industrial grade color camera
- ✓ Microsoft Windows 7 or 10
- ✓ No moving parts for higher reliability and maintenance free
- ✓ Absolute L*a*b* color scale and characterization
- ✓ Accuracy for CIE Lab color: $d_L=3, d_{ab}=5$
 $30 < L < 90, -50 < a, b < 50$
- ✓ 3,000 color pixels per kernel
- ✓ Advanced controlled LED lighting for higher consistency
- ✓ 100 micron measurement accuracy
- ✓ 0.5% accuracy of broken kernel detection
- ✓ 240 X 170 mm (9.5" X 6.7") Inspection area
- ✓ Dimensions 400L X 400W X 500H mm (15.7"L X 15.7"W X 19.7"L)

Software Features

- ✓ User friendly interface
- ✓ Touch screen compatible
- ✓ Detailed Excel reporting format
- ✓ Reports and data format can be customized
- ✓ Local and cloud based storage capabilities of image and data

User Interface



About Vibe Imaging Analytics

Vibe Imaging Analytics develops, manufactures, sells and supports ‘expert’ inspection, analysis and sorting solutions. Based on best in class imaging and data processing technologies that includes optics, illumination control, camera imaging and algorithm development. Provide a simple to use experience that delivers absolute, accurate and reproducible results for our customers.

Contact us

<p>USA 515 Burlingame Ave Capitola CA 95010 USA Tel. +1 (408) 909-5675 contact.usa@vibeia.com</p>	<p>Israel 31 Lechi St. Bnei-Brak Israel 5120052 Tel. +972 (0)3 603-9131 contact.Israel@vibeia.com</p>	<p>Germany Kopernikusstrabe 14, 30167 Hannover, Germany Tel. +49 (176) 3555-0641 contact.europe@vibeia.com</p>	<p>China Building F, SOHO 3Q, No 88 Zhong Shan East Road Huang Pu District, Shanghai 200002, China Tel. +86 158 2102 4610 contact.china@vibeia.com</p>	<p>France 127 rue de buzenval BP 26 92380 Garches, France Tel. +014 795 9990 contact.france@vibeia.com</p>
--	--	---	---	---